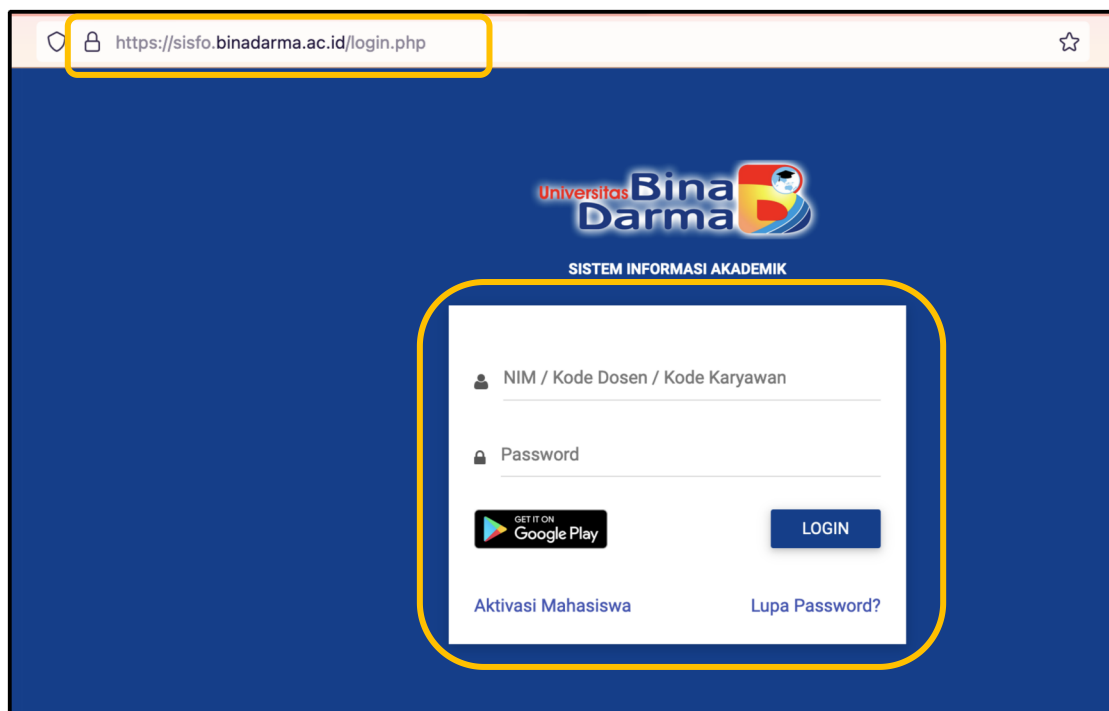
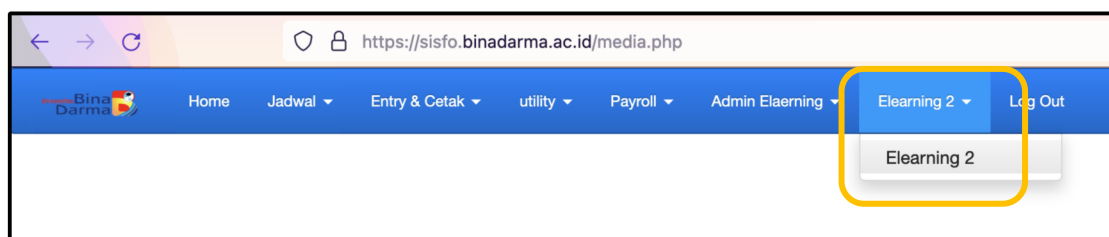


## Tutorial Penggunaan Elearning Universitas Bina Darma

1. Silahkan akses link <https://sisfo.binadarma.ac.id/> , kemudian isi Username dan Password dengan benar dan klik login



2. Saat berhasil login, akan muncul tampilan awal sisfo seperti gambar dibawah ini. Kemudian silahkan pilih menu elearning 2.



3. Berikut ini merupakan tampilan awal elearning Universitas Bina Darma yang berisikan informasi dan pengumuman terkait akademik perkuliahan.

The screenshot shows the elearning2.binadarma.ac.id website. The header includes the university logo, a navigation menu, and the user's name (MUHAMMAD KALVIN KURNIAWAN). The main content area displays a site announcement titled "Universitas Bina Darma Site announcements" with a "Subscribe to forum" link. The announcement is from the "Super Administrator" dated Tuesday, 28 June 2022, 5:50 PM. It addresses "Kepada Yth Bapak/ Ibu Dosen Dan Mahasiswa/i" and provides the following information:

- 1. Akhir Perkuliahan berakhir pada tanggal 11 Juni 2022;
- 2. Ujian Akhir Semester (UAS) tanggal 13 s.d 18 Juni 2022;
- 3. Batas akhir Entri Nilai dan Validasi 25 Juni 2022;
- 4. Pendaftaran dan Entry KRS Semester Pendek Tahun Akademik 2021/2022 pada tanggal 27 Juni - 09 Juli 2022.

The announcement concludes with "Demikianlah informasi disampaikan. Terima kasih." and is signed by the "Direktorat Akademik Unit PJJ".

4. Menu Dashboard menampilkan informasi terkait tugas, quiz dan forum dari semua mata kuliah yang sedang ditempuh dalam periode satu semester.

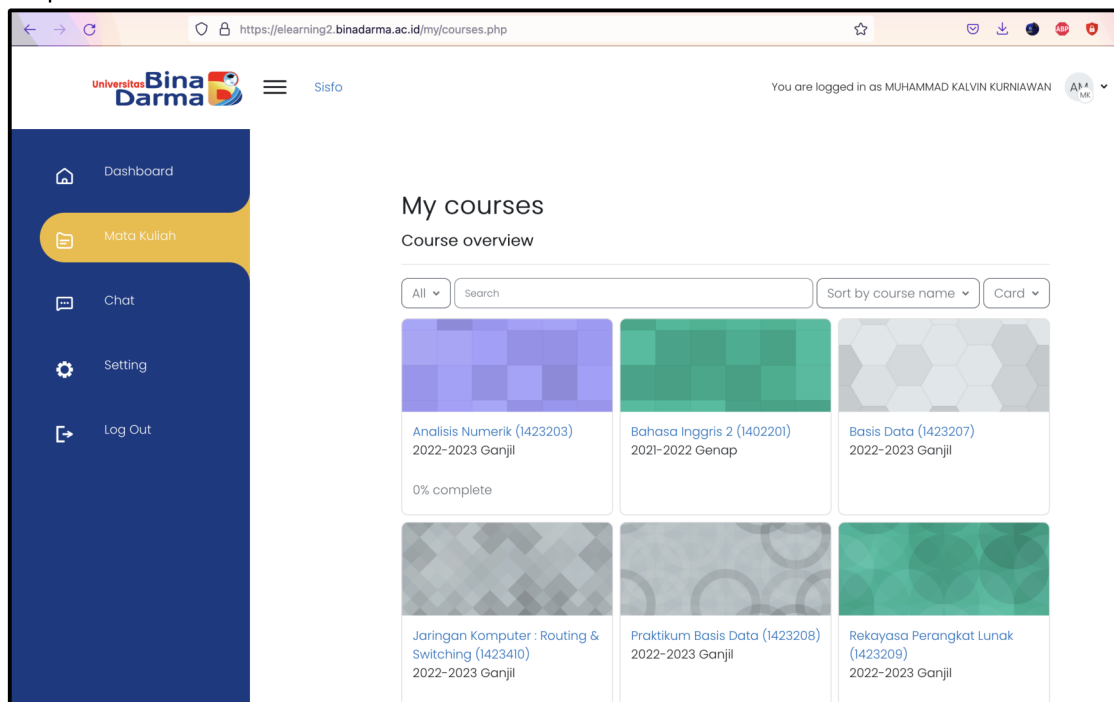
The screenshot shows the dashboard of the elearning2.binadarma.ac.id website. The header includes the university logo, a navigation menu, and the user's name (MUHAMMAD KALVIN KURNIAWAN) with an "Edit mode" toggle. The main content area displays an "Overview" section with four summary cards:

- Tugas: 3
- Quiz: 0
- Forum: 8
- Pengguna Terakhir: 7

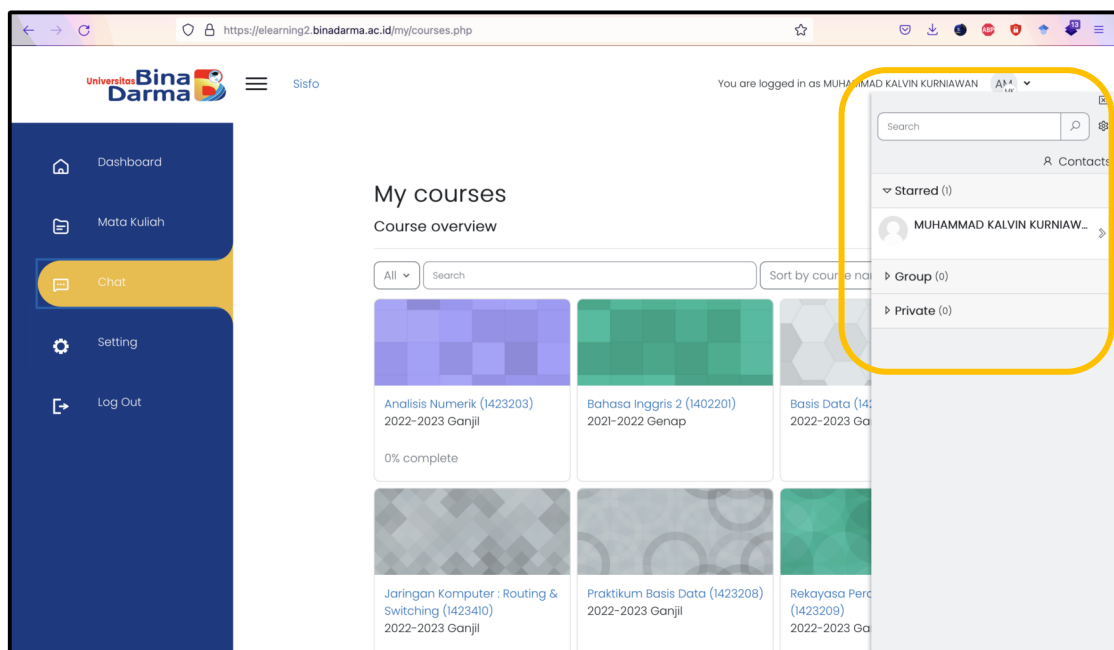
Below the overview is a section titled "Pertemuan minggu ini" (This week's meeting) with a list of tasks and forums:

Task/Forum	Due Date	Action
tugas 1 Jaringan Komputer : Routing & Switching (1423410)	30 September 2022	Add Submission
tugas 1 Jaringan Komputer : Routing & Switching (1423410)	30 September 2022	Add Submission
Mata Kuliah Analisis Numerik(Jemakmun) Analisis Numerik (1423203)	27 Oktober 2022	Add Submission

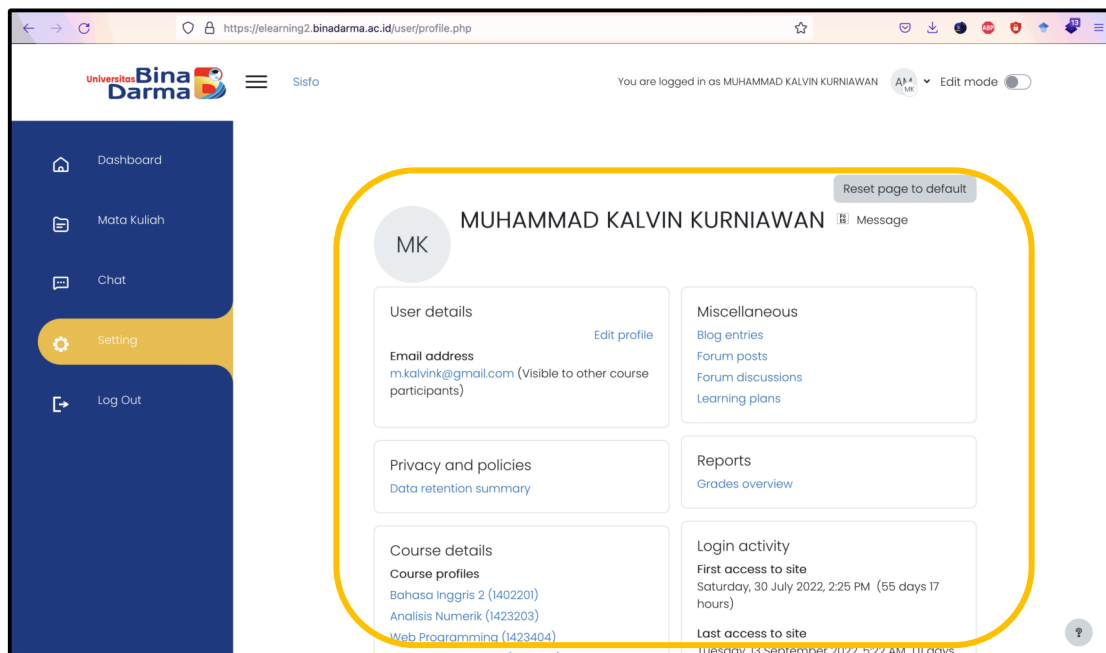
5. Menu Mata Kuliah menampilkan informasi tentang semua mata kuliah yang sedang di ampuh dalam satu semester.



6. Menu Chat menampilkan informasi tentang komunikasi pribadi antara mahasiswa dengan mahasiswa atau mahasiswa dengan dosen. Fungsi nya sama seperti chat pada sosial media.



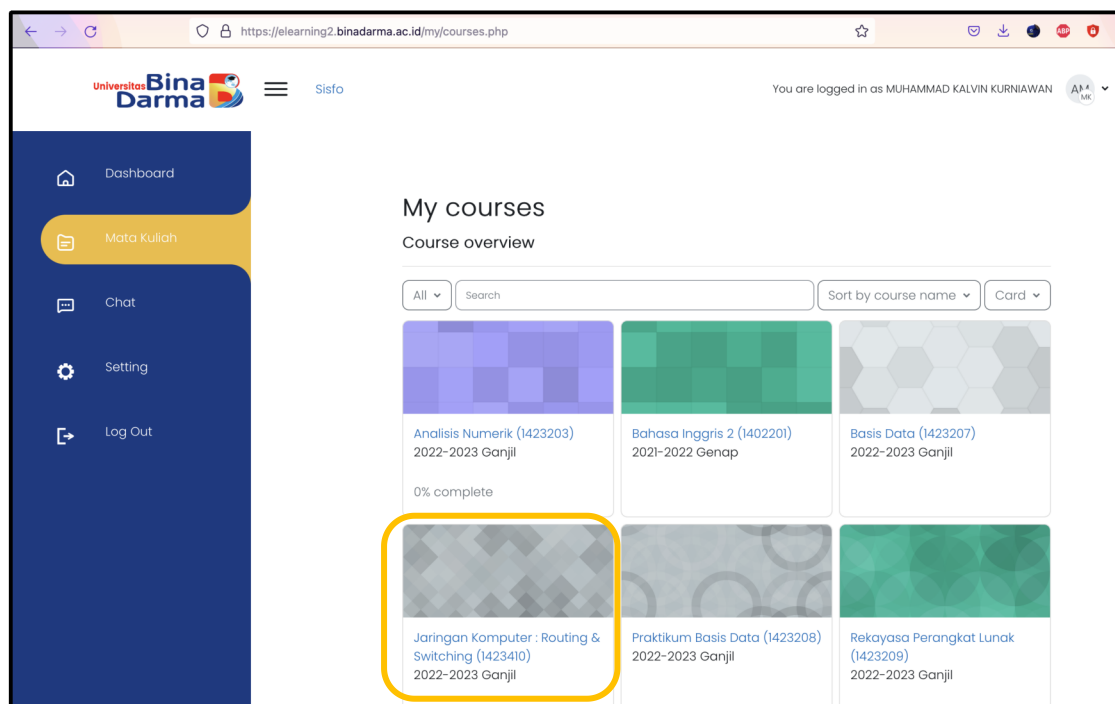
7. Menu Setting menampilkan informasi akun anda secara pribadi. Jika ada informasi yang kurang tepat, maka bisa di lakukan perubahan di menu ini.



8. Menu Log Out berfungsi keluar dari elearning Universitas Bina Darma.

## Perkuliahan di Elearning Universitas Bina Darma

1. Silahkan pastikan jadwal kuliah di sisfo sama dengan mata kuliah yang tampil di elearning.
2. Pada hari perkuliahan online silahkan akses Menu Mata Kuliah, kemudia pilih mata kuliahnya. (misalkan saya pilih Mata Kuliah Jaringan Komputer : Routing & Switching)



The screenshot shows the 'My courses' page in the elearning system. The page title is 'My courses' and the sub-header is 'Course overview'. There are filters for 'All', a search bar, and 'Sort by course name'. The course list includes:

Course Name	Code	Term	Progress
Analisis Numerik	I423203	2022-2023 Ganjil	0% complete
Bahasa Inggris 2	I402201	2021-2022 Genap	
Basis Data	I423207	2022-2023 Ganjil	
Jaringan Komputer : Routing & Switching	I423410	2022-2023 Ganjil	
Praktikum Basis Data	I423208	2022-2023 Ganjil	
Rekayasa Perangkat Lunak	I423209	2022-2023 Ganjil	

3. Menu Course menampilkan informasi tentang tugas, materi, link, forum dan url terkait perkuliahan selama 16 minggu.

The screenshot shows the 'Course' menu for 'Jaringan Komputer : Routing & Switching (1423410)'. The 'Course' tab is highlighted with a yellow box. The left sidebar contains a navigation menu with items like 'General', 'Topic 1', 'forum 1', 'materi 2 penunjang mate...', 'tugas 1', 'materi', 'silahkan absensi kehadira...', 'Topic 2', 'Topic 3', 'Topic 4', 'Topic 5', 'Topic 6', 'Topic 7', and 'Topic 8'. The main content area shows the course title, tabs for 'Course', 'Participants', 'Grades', and 'Competencies', and a 'General' section with 'FORUM Announcements', 'FORUM forum 1', and 'URL materi 2 penunjang materi slide'.

4. Menu Participants menampilkan informasi akun mahasiswa dalam satu kelas dan satu matakuliah yang sama.

The screenshot shows the 'Participants' menu for the same course. The 'Participants' tab is highlighted with a yellow box. The left sidebar contains a navigation menu with items like 'Dashboard', 'Mata Kuliah', 'Chat', 'Setting', and 'Log Out'. The main content area shows the 'Participants' menu, a search filter for 'Enrolled users', and a table of participants.

Enrolled users

Match Any Select

+ Add condition Clear filters Apply filters

31 participants found

First name All A B C D E F G H I J K L M N O P Q R S T U V W X Y Z

Surname All A B C D E F G H I J K L M N O P Q R S T U V W X Y Z

First name / Surname	Roles	Groups	Last access to course
H- HANZANI -	Student	IF3C	Never
H- HENDRI -	Student	IF3C	Never

5. Menu Grades menampilkan informasi tentang Nilai atau Score dari tugas, forum yang telah anda kerjakan.

https://elearning2.binadarma.ac.id/grade/report/user/index.php?id=986

Universitas Bina Darma Home Dashboard My courses Sisfo Website

You are logged in as MUHAMMAD KALVIN KURNIAWAN

### Jaringan Komputer : Routing & Switching (1423410): View: User report

Course Participants **Grades** Competencies

User report

#### User report - MUHAMMAD KALVIN KURNIAWAN

Grade item	Calculated weight	Grade	Range	Percentage	Feedback	Contribution to course total
Jaringan Komputer : Routing & Switching (1423410)						
tugas 1	-	-	0-100	-	-	-
tugas 1	-	-	0-100	-	-	-
silahkan absensi kehadiran minggu 1 disini (IF3B)	-	-	0-100	-	-	-
Course total	-	-	0-300	-	-	-

6. Menu Competencies menampilkan informasi tentang rekap atau tabulasi kegiatan pada matakuliah.

https://elearning2.binadarma.ac.id/admin/tool/tp/coursecompetencies.php?courseid=986

Universitas Bina Darma Sisfo

You are logged in as MUHAMMAD KALVIN KURNIAWAN

### Course: Jaringan Komputer : Routing & Switching (1423410)

Course Participants Grades **Competencies**

#### Course competencies

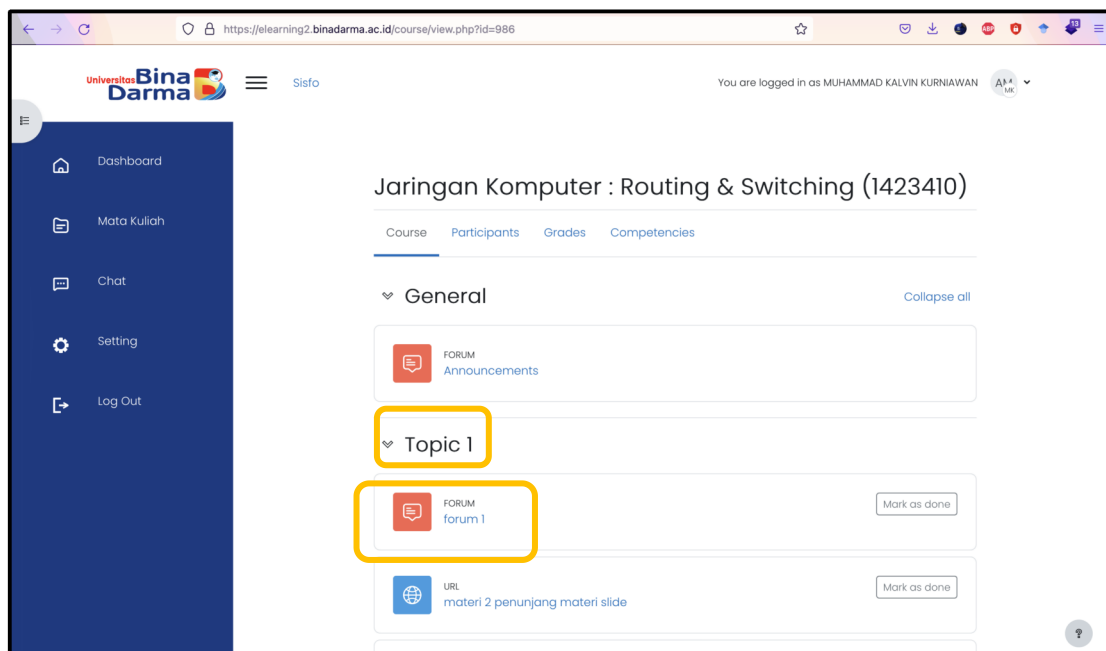
No filters applied

Filter competencies by resource or activity

No competencies have been linked to this course.

## Cara Mengerjakan Forum, Attendance dan Assignment (Tugas) di Elearning Universitas Bina Darma

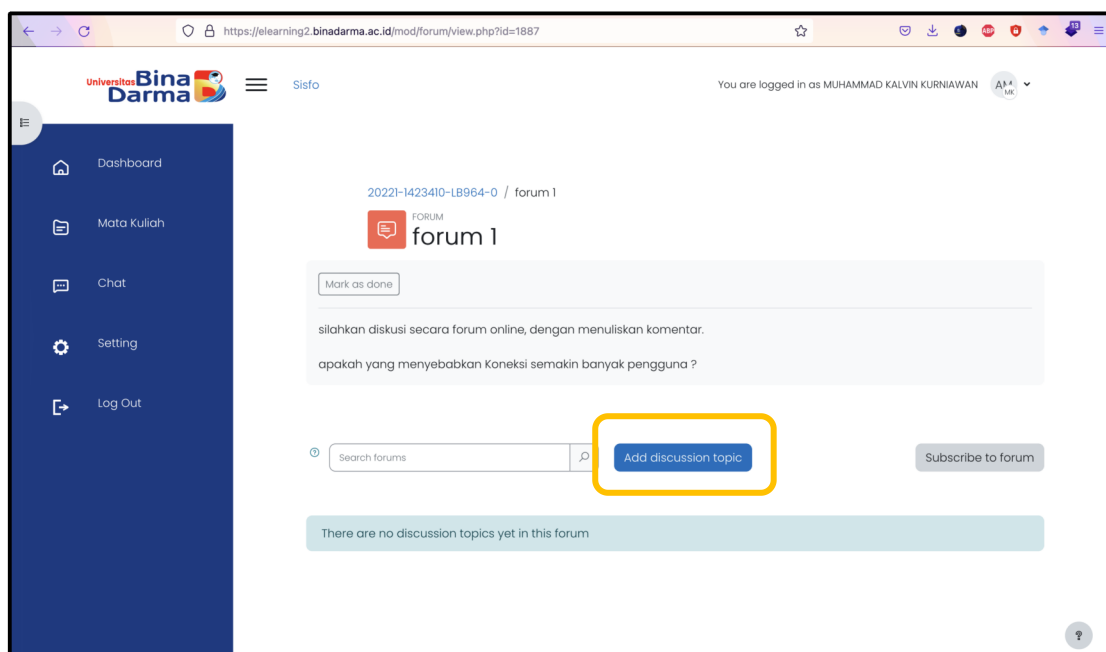
### 1. Forum



The screenshot shows the e-learning interface for the course 'Jaringan Komputer : Routing & Switching (1423410)'. The user is logged in as MUHAMMAD KALVIN KURNIAWAN. The main content area displays the course title and navigation tabs: Course, Participants, Grades, and Competencies. Under the 'General' section, there are three items: 'FORUM Announcements', 'Topic 1', and 'URL materi 2 penunjang materi slide'. The 'Topic 1' section is highlighted with a yellow box, and it contains a 'FORUM forum 1' item, which is also highlighted with a yellow box. A 'Mark as done' button is visible next to the forum item.

Silahkan pastikan mata kuliah dan topik yang anda pilih benar. Saya disini mengikuti mata kuliah Jaringan Komputer : Routing & Switching pada Topic 1 terdapat forum1.

Kemudian klik forum 1.

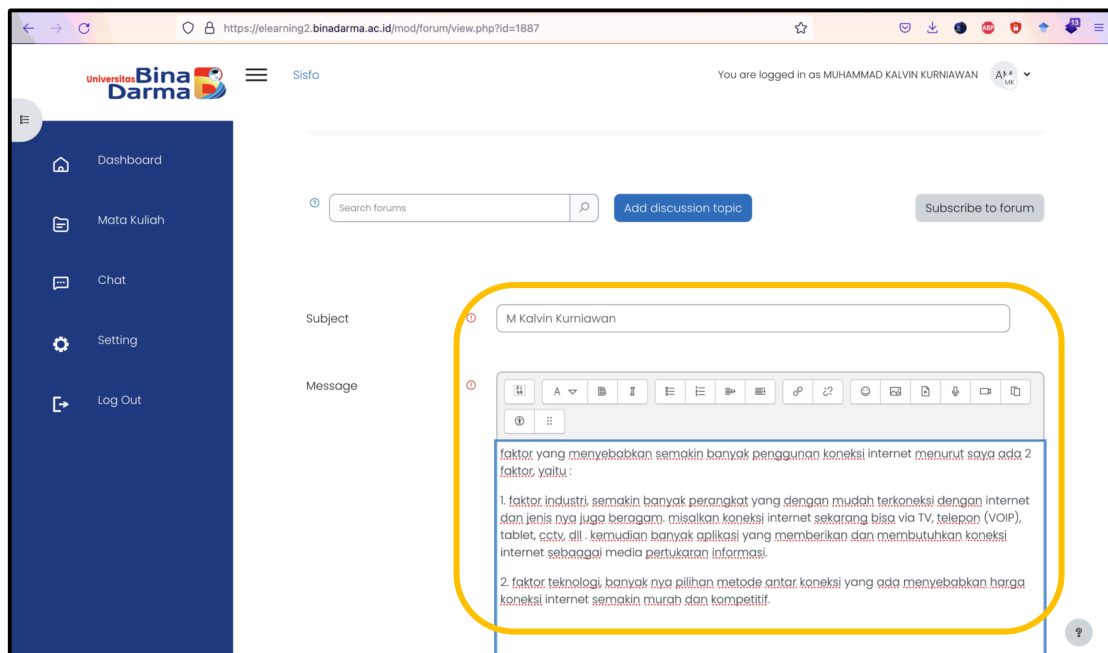


The screenshot shows the 'forum 1' page. The URL is https://elearning2.binadarma.ac.id/mod/forum/view.php?id=1887. The page displays the forum title 'forum 1' and a 'Mark as done' button. Below the title, there is a text area with the prompt: 'silahkan diskusi secara forum online, dengan menuliskan komentar. apakah yang menyebabkan Koneksi semakin banyak pengguna ?'. At the bottom of the page, there is a search bar labeled 'Search forums' and a blue button labeled 'Add discussion topic', which is highlighted with a yellow box. A 'Subscribe to forum' button is also visible. A message at the bottom states: 'There are no discussion topics yet in this forum'.

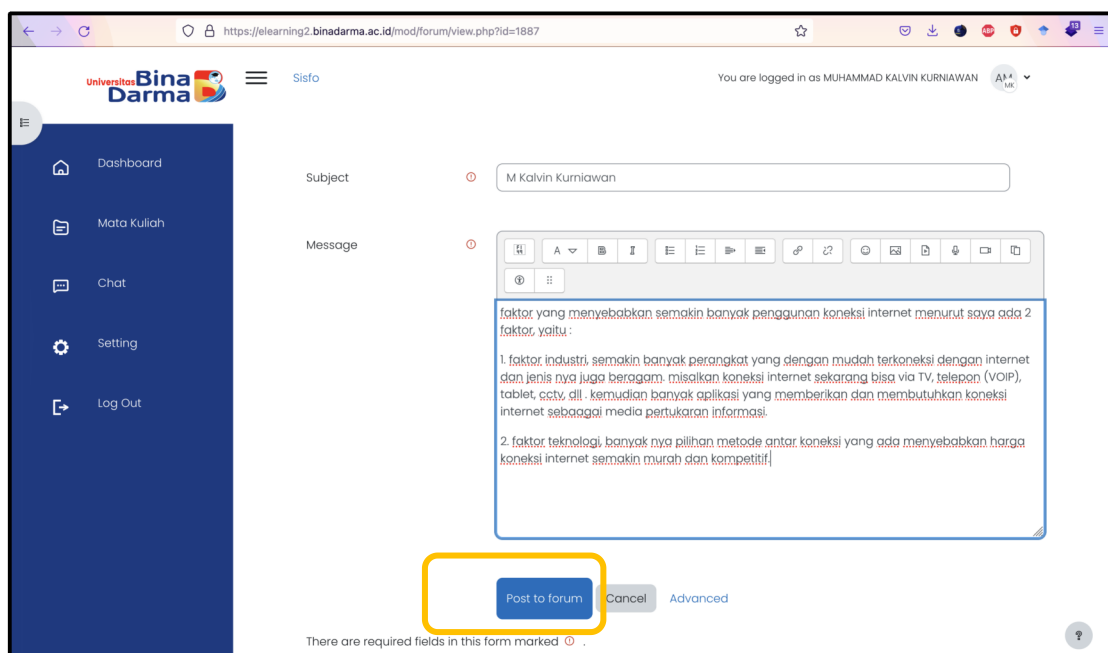
Akan ada pertanyaan atau diskusi yang perlu mahasiswa jawab.



Kemudian klik Add discussion topic untuk menuliskan jawaban



Kemudian klik Post to forum



Setelah berhasil maka akan muncul di forum1.

forum 1

Your post was successfully added.  
You have 30 mins to edit it if you want to make any changes.  
MUHAMMAD KALVIN KURNIAWAN will be notified of new posts in 'M Kalvin Kurniawan' of 'forum 1'

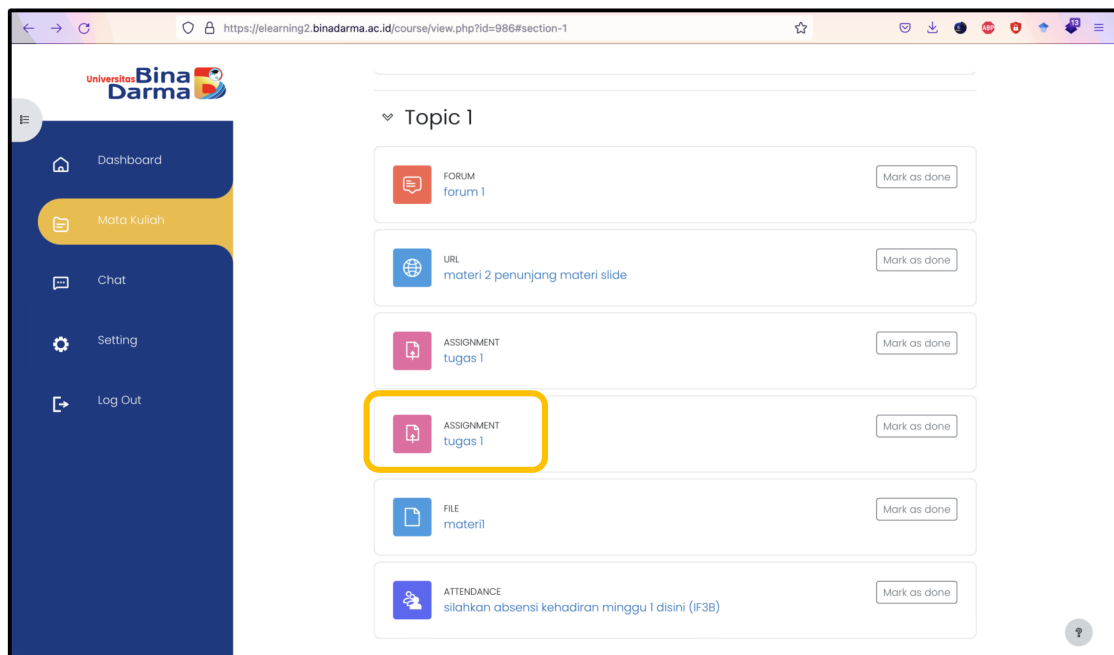
Mark as done

silahkan diskusi secara forum online, dengan menuliskan komentar.  
apakah yang menyebabkan Koneksi semakin banyak pengguna ?

Search forums Add discussion topic Subscribe to forum

Discussion	Started by	Last post	Replies	Subscribe
M Kalvin Kurniawan	MUHAMMAD KAL... 24 Sep 2022	MUHAMMAD KAL... 24 Sep 2022	0	<input checked="" type="checkbox"/>

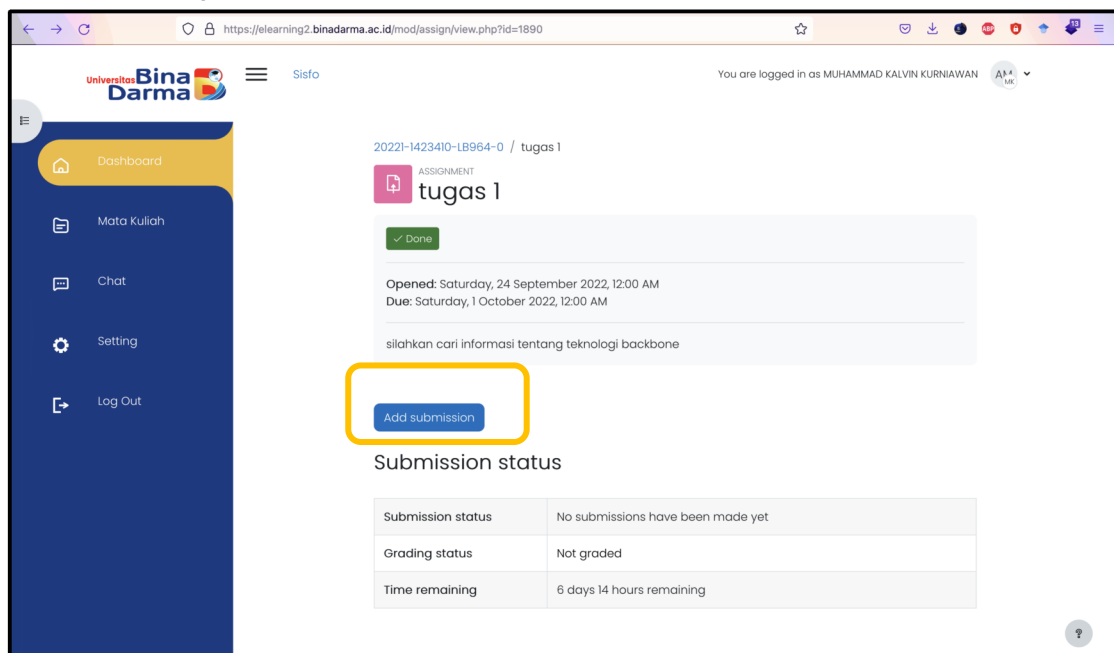
## 2. Assignment ( Tugas )



The screenshot shows the Bina Darma e-learning dashboard. On the left is a navigation menu with options: Dashboard, Mata Kuliah, Chat, Setting, and Log Out. The main content area is titled 'Topic 1' and contains a list of items, each with a 'Mark as done' button. The items are:

- FORUM forum 1
- URL materi 2 penunjang materi slide
- ASSIGNMENT tugas 1 (highlighted with a yellow box)
- FILE materil
- ATTENDANCE silahkan absensi kehadiran minggu 1 disini (F3B)

Silahkan klik tugas 1



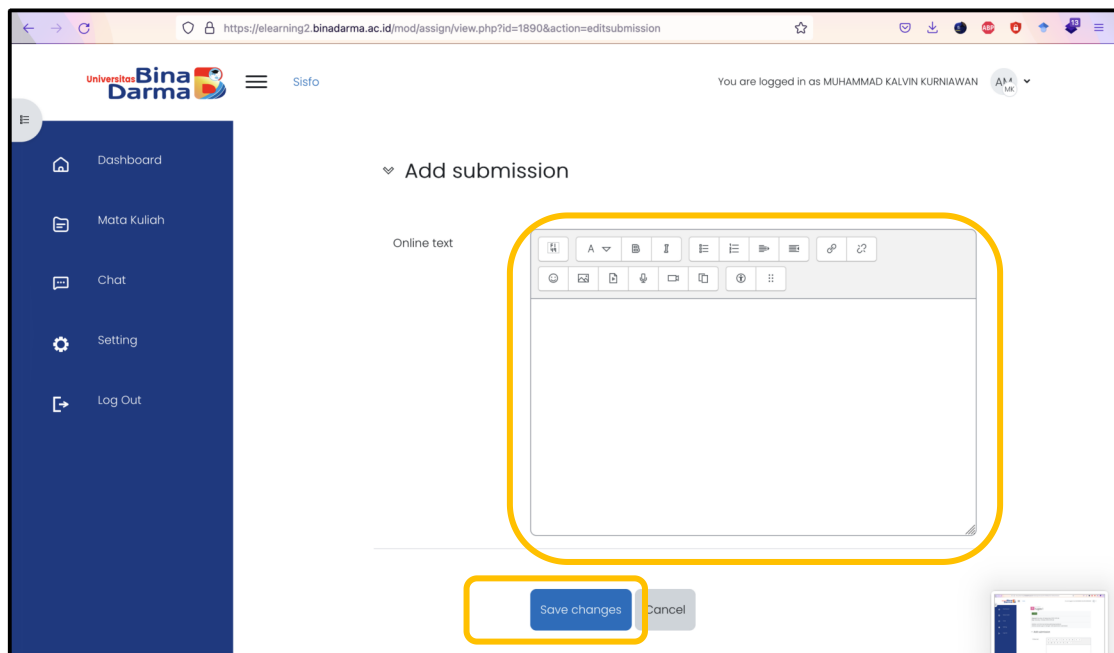
The screenshot shows the Bina Darma e-learning assignment page for 'tugas 1'. The page header shows the user is logged in as MUHAMMAD KALVIN KURNIAWAN. The assignment details are:

- 20221-1423410-LB964-0 / tugas 1
- ASSIGNMENT tugas 1
- Done
- Opened: Saturday, 24 September 2022, 12:00 AM
- Due: Saturday, 1 October 2022, 12:00 AM
- silahkan cari informasi tentang teknologi backbone

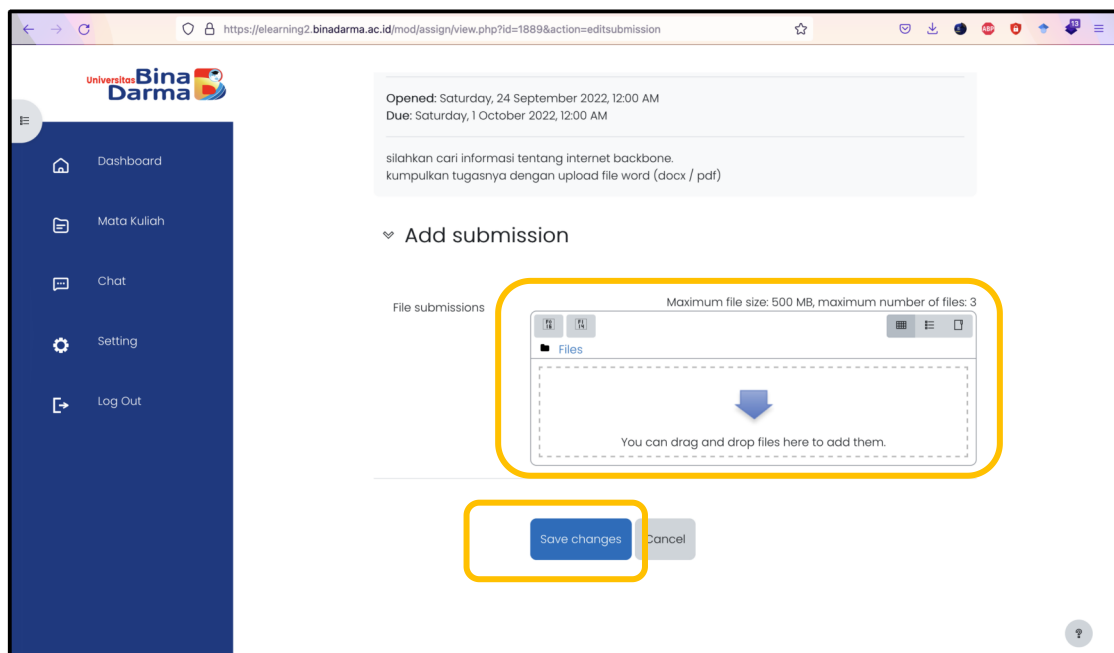
The 'Add submission' button is highlighted with a yellow box. Below the assignment details is a 'Submission status' section with the following information:

Submission status	No submissions have been made yet
Grading status	Not graded
Time remaining	6 days 14 hours remaining

Kemudian klik Add submission

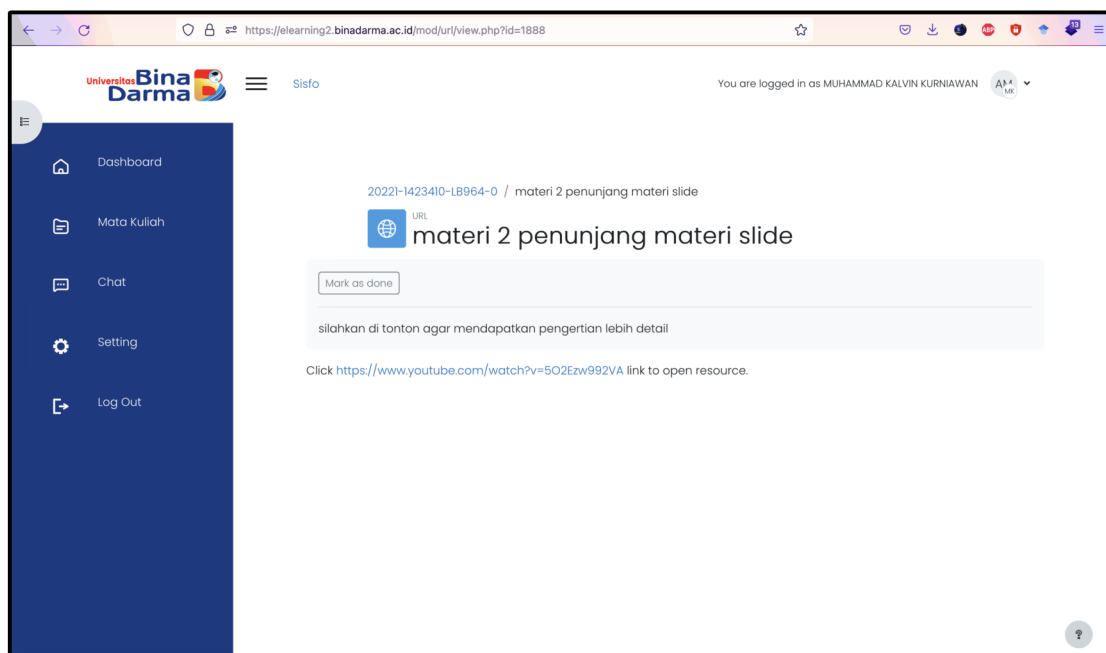


Jika tampilan seperti ini berarti tugas dijawab dalam bentuk di ketik langsung dalam box kemudian klik save changes



Jika tampilan seperti ini berarti tugas dijawab dalam bentuk file yang perlu di upload kemudian klik save changes

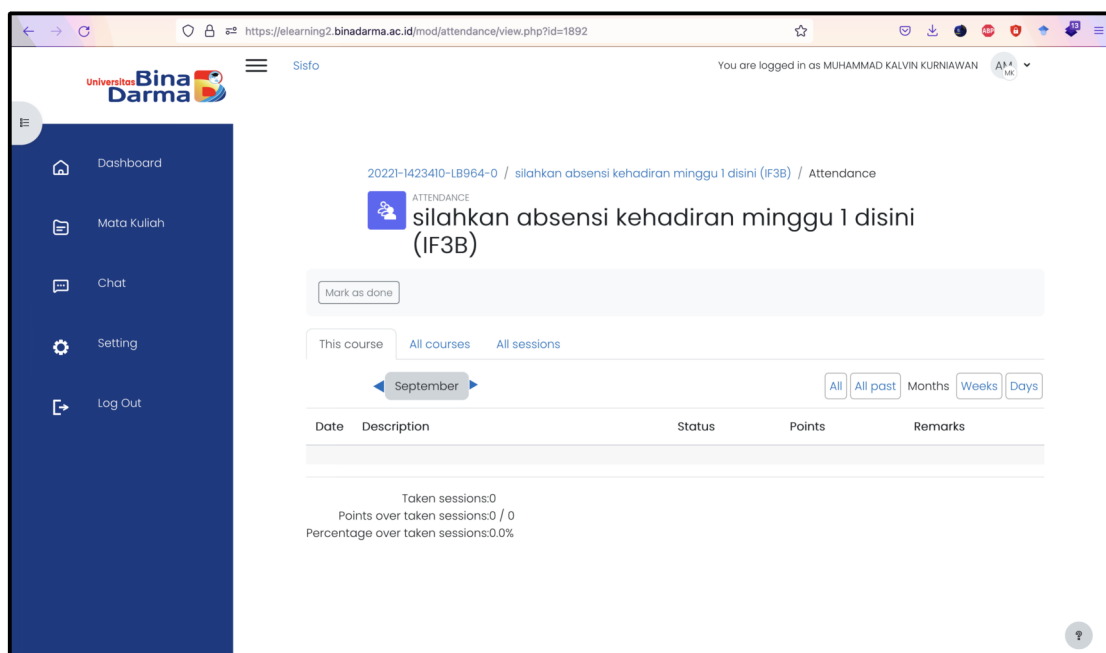
### 3. URL



The screenshot shows the URL menu in the elearning system. The page title is "20221-1423410-LB964-0 / materi 2 penunjang materi slide". The URL is "materi 2 penunjang materi slide". There is a "Mark as done" button and a message: "silahkan di tonton agar mendapatkan pengertian lebih detail". Below the message, there is a link: "Click <https://www.youtube.com/watch?v=5O2Ezw992VA> link to open resource."

Pada menu URL menampilkan informasi tentang eksternal link bisa berupa dengan virtual meeting, zoom, Googlemeet, MStteams dll.

### 4. Attendance



The screenshot shows the Attendance menu in the elearning system. The page title is "20221-1423410-LB964-0 / silahkan absensi kehadiran minggu 1 disini (IF3B) / Attendance". The URL is "silahkan absensi kehadiran minggu 1 disini (IF3B)". There is a "Mark as done" button and a message: "silahkan absensi kehadiran minggu 1 disini (IF3B)". Below the message, there is a "This course" dropdown menu with "All courses" and "All sessions" options. There is a "September" button and "All", "All past", "Months", "Weeks", "Days" buttons. Below the buttons, there is a table with columns: Date, Description, Status, Points, Remarks. Below the table, there is a summary: "Taken sessions:0", "Points over taken sessions:0 / 0", "Percentage over taken sessions:0.0%".

Menu Attendance menampilkan informasi absensi kehadiran di elearning.